

*Introducing....*

CUSTOM WEAVE  
ON DEMAND

ANY ART...ANY COLOR...ANY SIZE

1.800.503.5726  
[www.FineArtTapestries.com](http://www.FineArtTapestries.com)

 FINE ART  
TAPESTRIES

# ANY ART...ANY COLOR...ANY SIZE

For the first time ever you can design exactly the art you want and weave a creation that is completely your own. Fine Art Tapestries is introducing woven art, or fabric, to your specifications. Imagine stunning motifs woven in rich, sumptuous yarns in delicious palettes that blend beautifully with the décor you have created. We employ European weaving methods and European looms to create woven art with great refinement woven inch by inch. Our skilled artists work tirelessly to achieve the perfect union between your design, natural fibers and the timelessness of the tapestry medium itself. Each and every design is a supreme creation made in the United States of America.

Simply follow the steps below on our order form and our Director of Design Tricia Clark will give you a quote.

It is that simple to get personalized, luxurious textile art.



1

Pick a design using the template code online or a product item number from our website. To see our whole selection of grayscale templates please click below:

[▶ PICK A TEMPLATE NOW](#)

Use your own art: Send us you own high resolution image, 300 dpi tiff with one side minimum of 2500 pixels. To upload click below:

[▶ UPLOAD YOUR IMAGE NOW](#)

2

The only limitation is one side must be no larger than 64" inches.




# 3

Choose your palette or send in swatches:

A: Primary




B: Clay




C: Pier and Bridge




D: Lens




E: Jewel Tones



F: Warm and Cool



G: Balanced




H: Coverage




I: Rainbow





J: Earth



K: Lodestar




L: Composed




# 4

Choose your fill yarns—all warps are cotton:



## Cotton Fill

Cotton is a soft, fluffy staple fiber that grows in a boll around the seeds of cotton plants. Cotton is the fiber most often spun into yarn or thread and is used to make a soft, breathable textile. Cotton is a warm and resilient fiber and is our core ingredient for making wall hangings dense, strong and colorful.




## Chenille Fill

Chenille is the French word for caterpillar. Chenille today, however, is named from the unique process by which it is made. Chenille-type yarn was produced as far back as the 18th century when Dalton, Georgia became the tufted bedspread capital of the country. Hand-tufted bedspreads with an embroidered appearance became increasingly popular and were referred to as “chenille” a term which stuck. We utilize chenille when we want to impart a rich and soft effect with our woven tapestry. The coverage is exceptional and the luster luxurious and soothing.




## Bouclé Fill

Bouclé is a yarn with a length of loops of similar size which can range from tiny circlets to large loops. The core yarns are wrapped around the effect yarn either loosely or tightly, depending on the difference in feed rates and amount of twist used. The woven effect is a soft and silky weave that has wonderful light reflective qualities and adds a luster to the final woven wall hanging.



## Lurex Fill

Lurex is a type of yarn with a metallic appearance. The twine is most commonly an aluminum layer that has been vaporized. Lurex was introduced in the early 1960's as a semi-stretchy fabric with properties similar to cotton. It provides a lustrous shimmer and we utilize it for dramatic sparkle and sheen as well as simulating the characteristics of gold leafing.



## Wool Fill

Wool is a historic textile fabric obtained from sheep. The fibers are crimped and elastic in nature and it grows in staples or clusters. This fiber was used in ancient tapestries because of its insulating characteristics. Wool is our most expensive yarn.

Choose your backing:



Black on Black

1



Fine Art Logo

2



Ivory

3



C.O.M.

4

6

Choose your hanging method:



**2 FLEUR DE LIS GOLD**  
ROD 2A • 28" x 48" • \$19.99  
ROD 2B • 44" x 108" • \$19.99

**3 FLEUR DE LIS BLACK**  
ROD 3A • 28" x 48" • \$19.99  
ROD 3B • 44" x 108" • \$19.99

**4 FLEUR DE LIS BRONZE**  
ROD 4A • 28" x 48" • \$19.99  
ROD 4B • 44" x 108" • \$19.99

**5 FEATHER BLACK**  
ROD 5A • 28" x 48" • \$19.99  
ROD 5B • 44" x 108" • \$19.99

**6 FEATHER BRONZE**  
ROD 6A • 28" x 48" • \$19.99  
ROD 6B • 44" x 108" • \$19.99

**9 SQUARE BLACK AND GOLD**  
ROD 9A • 28" x 48" • \$19.99  
ROD 9B • 44" x 108" • \$19.99

**10 PETITE OVAL BLACK**  
10A • 22" x 56" • \$19.99

**12 SQUARE SATIN NICKEL**  
ROD 9A • 28" x 48" • \$19.99  
ROD 9B • 44" x 108" • \$19.99

**13 SQUARE WHITE**  
ROD 13A • 28" x 48" • \$19.99  
ROD 13B • 44" x 108" • \$19.99

**14 SQUARE WHITE**  
ROD 14A • 28" x 48" • \$19.99  
ROD 14B • 44" x 108" • \$19.99

**15 NO FINIAL ROD**  
ROD 15A • 28" x 48" • \$17.50  
ROD 15B • 44" x 108" • \$18.50

**17 HAMM KNOT PEWTER**  
ROD 17A • 28" x 48" • \$24.99  
ROD 17B • 44" x 108" • \$24.99

**18 BALL BLACK**  
ROD 18A • 28" x 48" • \$24.99  
ROD 18B • 44" x 108" • \$24.99

**19 SQUARE BLACK**  
ROD 19A • 18" x 48" • \$24.99  
ROD 19B • 52" x 144" • \$24.99

**20 STACKED SQUARE NICKEL**  
ROD 20A • 18" x 48" • \$24.99  
ROD 20B • 52" x 144" • \$24.99

Delivery within 6 weeks.

Order Date: \_\_\_\_\_

ORDERING INFORMATION:

DROP SHIP INFORMATION:

Name: \_\_\_\_\_

Name: \_\_\_\_\_

Street: \_\_\_\_\_

Street: \_\_\_\_\_

City: \_\_\_\_\_ State: \_\_\_\_\_ Zip: \_\_\_\_\_

City: \_\_\_\_\_ State: \_\_\_\_\_ Zip: \_\_\_\_\_

Phone: \_\_\_\_\_ E-mail: \_\_\_\_\_

Phone: \_\_\_\_\_

1 \*Choose Your Item Number:

2 \*Choose Your Size

3 \*Color Palette

Refer to website for item number  
or

[▶ PICK A TEMPLATE NOW](#)

or just load your own by clicking  
button below

[▶ UPLOAD YOUR IMAGE NOW](#)

One side must be no larger  
than 64" inches.

\*Letter Code:

Or mail your own swatch to:

Tricia Clark  
PO Box 407  
Lynn, NC 28750

4 \*Choose your fill yarn

5 \*Choose your backing

6 Choose Your Rod

Refer to illustration in  
literature for explanation of fills

Refer to illustration in literature for  
examples of different backing

Refer to literature for  
examples of rods.

\*Required Fields

6 Comments/Questions/Personalization